

Guide to using the eventScribe® App for NANOS 48th Annual Meeting

1. Download the eventScribe® App


Scan this QR code for the App Store and Google Play. Download the eventScribe App to your device.



Scan the QR Code or go to the Apple App Store or Google Play and search for “eventscribe”

INSTALL and **OPEN** the eventscribe app, then look for your event icon or **SEARCH** for your event app by entering “**2022 NANOS 48th Annual Meeting**”

CLICK to launch your event’s app.



The eventScribe icon will appear on your device once it's been downloaded from your app store. Click on the eventScribe icon to launch and then locate the “**2022 NANOS 48th Annual Meeting**” event app.

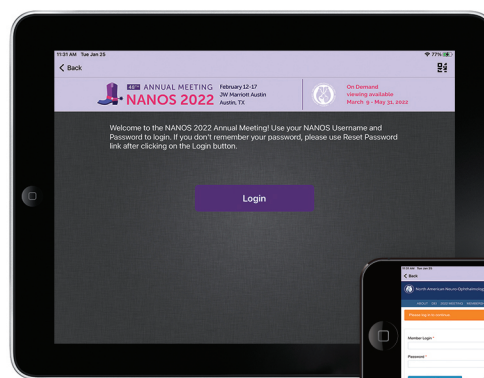
2. Login to NANOS 48th Annual Meeting App



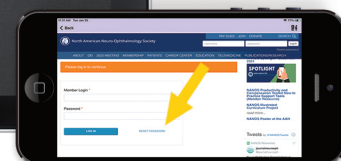
Event Icon

To start using your event app, select the “**Login**” to proceed to the login page. You need to enter your username and password.

Forgot Password? Use the “**Reset Password**” link on the login page.



Forgot Password?
Use the “**Reset Password**” link on this page.



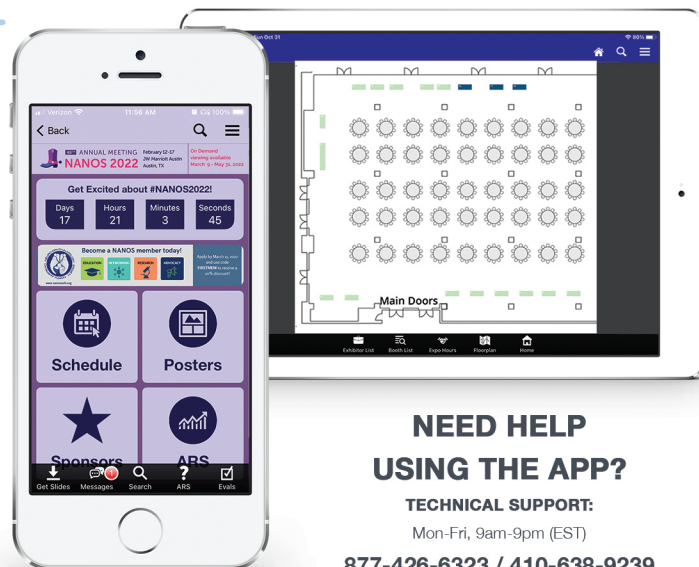
3. Use the app and engage with the event!

Locate the full conference schedule from the mobile app. Learn about our speakers, network and message other attendees (be sure to agree to “share” your information when you log in).

Our exhibitors have exciting booths set up and ready for you to visit in person. Use the app’s interactive floor plan to find your favorite exhibitors.

Look for instant notifications with the mobile app from event organizers for important updates and messages.

Enjoy the Conference!



**NEED HELP
USING THE APP?**

TECHNICAL SUPPORT:

Mon-Fri, 9am-9pm (EST)

877-426-6323 / 410-638-9239

*Download the app before the event starts to make sure you login properly.